

REGULATORY PROGRAM BRIEF

Michael S Jewell

Chief, Regulatory Division

US Army Corps of Engineers, Sacramento District

October 2014



US Army Corps of Engineers
BUILDING STRONG



Sacramento District Regulatory Division

- **Area of Responsibility**

- ▶ CA: Central Valley and Sierra Nevada
- ▶ NV: All
- ▶ UT: All
- ▶ CO: Western Slope

- **Organization**

- ▶ 4 branches (CA North, CA South, NV-UT, and CO West) and an Enforcement Unit
- ▶ 46 people operating out of 7 offices

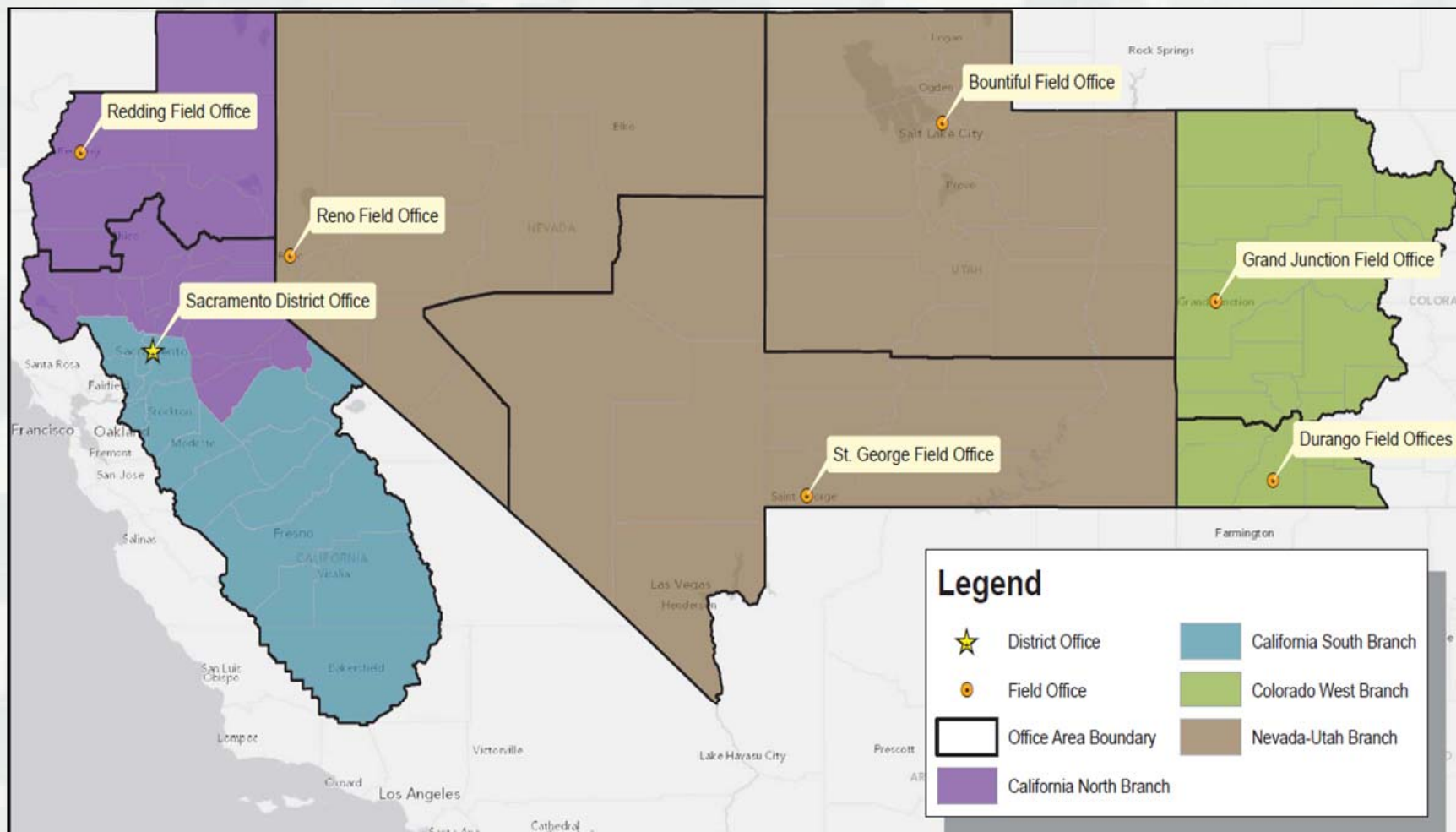
- **Funding**

- ▶ General Regulatory Funds
 - Energy and Water – annual appropriation, distributed by Corps HQ among 8 Divisions and 38 districts
- ▶ Section 214 of Water Resources Development Act of 2000
 - Allows non-federal public entities to provide funds to Regulatory to expedite permit review for public projects
 - WRRDA 2014 removed sunset provision and added pilot for utility companies



BUILDING STRONG®

Sacramento District Regulatory Offices



BUILDING STRONG®

FY14 by the Numbers

- Pre-application consultations: 339 (341 in FY13)
- Permits issued: 910 (1336 in FY13)
- Permits denied: 0 (same as FY13)
- Permit applications withdrawn: 296 (312 in FY13)
- Unauthorized activities resolved: 47 (48 in FY13)
- Permit non-compliance cases resolved: 11 (19 in FY13)
- Jurisdictional determinations completed: 981 (1078 in FY13)
- FY14 General Regulatory Funds executed: 94%
- Staffing level: 46 (lost 6, gained 5)
- National Performance Measures: All exceeded (same as FY13)



BUILDING STRONG®

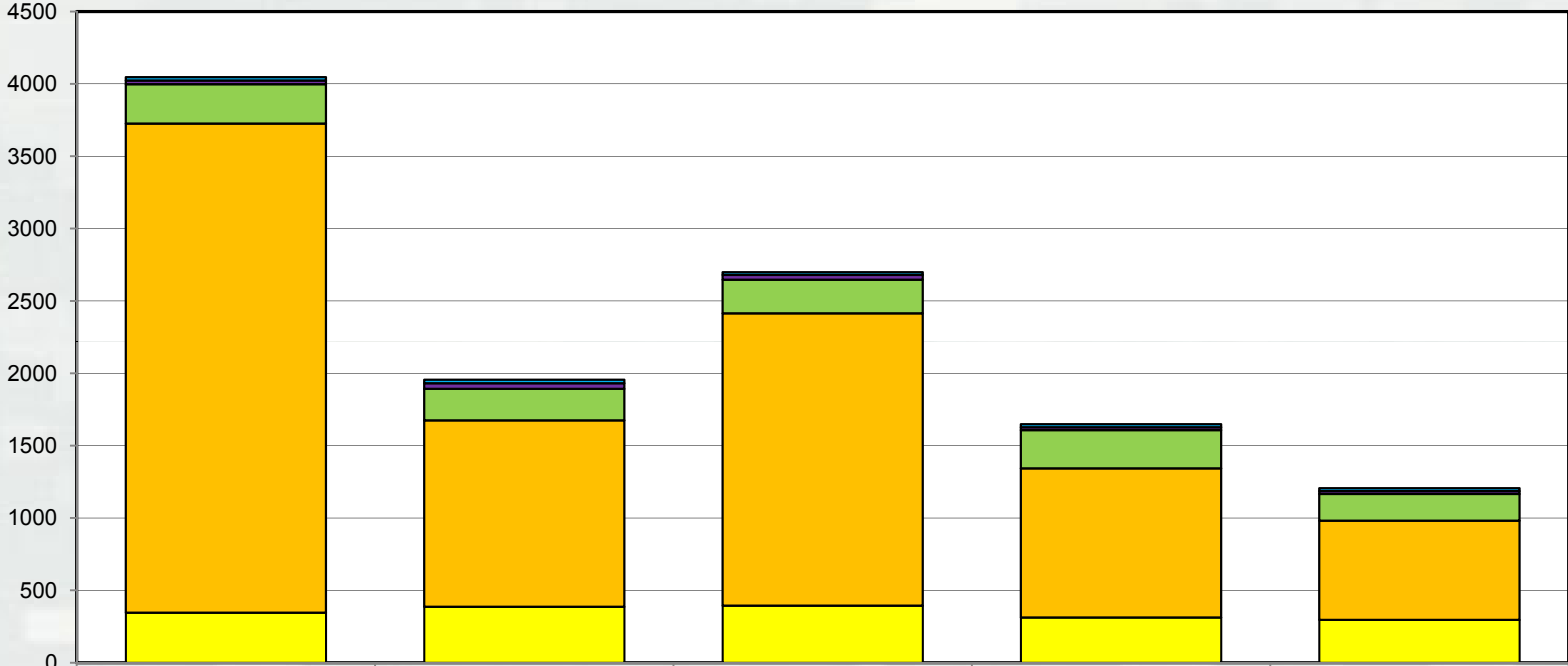
National Performance Measures

Performance Measure	Target	Actual	Indicator
1. Individual Permit Compliance <i>Inspect XX% of individual permits issued in preceding fiscal year.</i>	10%	12%	●
2. General Permit Compliance <i>Inspect XX% of general permits issued in preceding fiscal year.</i>	10%	14%	●
3. Mitigation Site Compliance <i>Inspect XX% of all active mitigation sites.</i>	10%	32%	●
4. Mitigation Bank and In Lieu Fee Compliance <i>Inspect XX% of all active mitigation banks and in lieu fee programs.</i>	20%	29%	●
5. Resolution of Non-Compliance Issues <i>Resolve XX% of pending non-compliance cases.</i>	20%	21%	●
6. Resolution of Enforcement Actions <i>Resolve XX% of pending enforcement cases.</i>	20%	34%	●
7. General Permit Decisions <i>Decide XX% of general permits within 60-days of a complete application.</i>	80%	84%	●
8. Individual Permit Decisions <i>Decide XX% of standard permits & LOPs within 120-days of a complete application, excluding those with formal ESA consultation.</i>	50%	75%	●



BUILDING STRONG®

Finalized Permit Actions FY10 – FY14



	FY10	FY11	FY12	FY13	FY14
SP Issued	23	24	19	21	20
LOP Issued	25	39	33	20	20
GP Issued	272	217	233	264	185
NWP Issued	3380	1288	2020	1031	685
Apps Withdrawn	346	387	394	312	296
Permits Denied	0	0	0	0	0

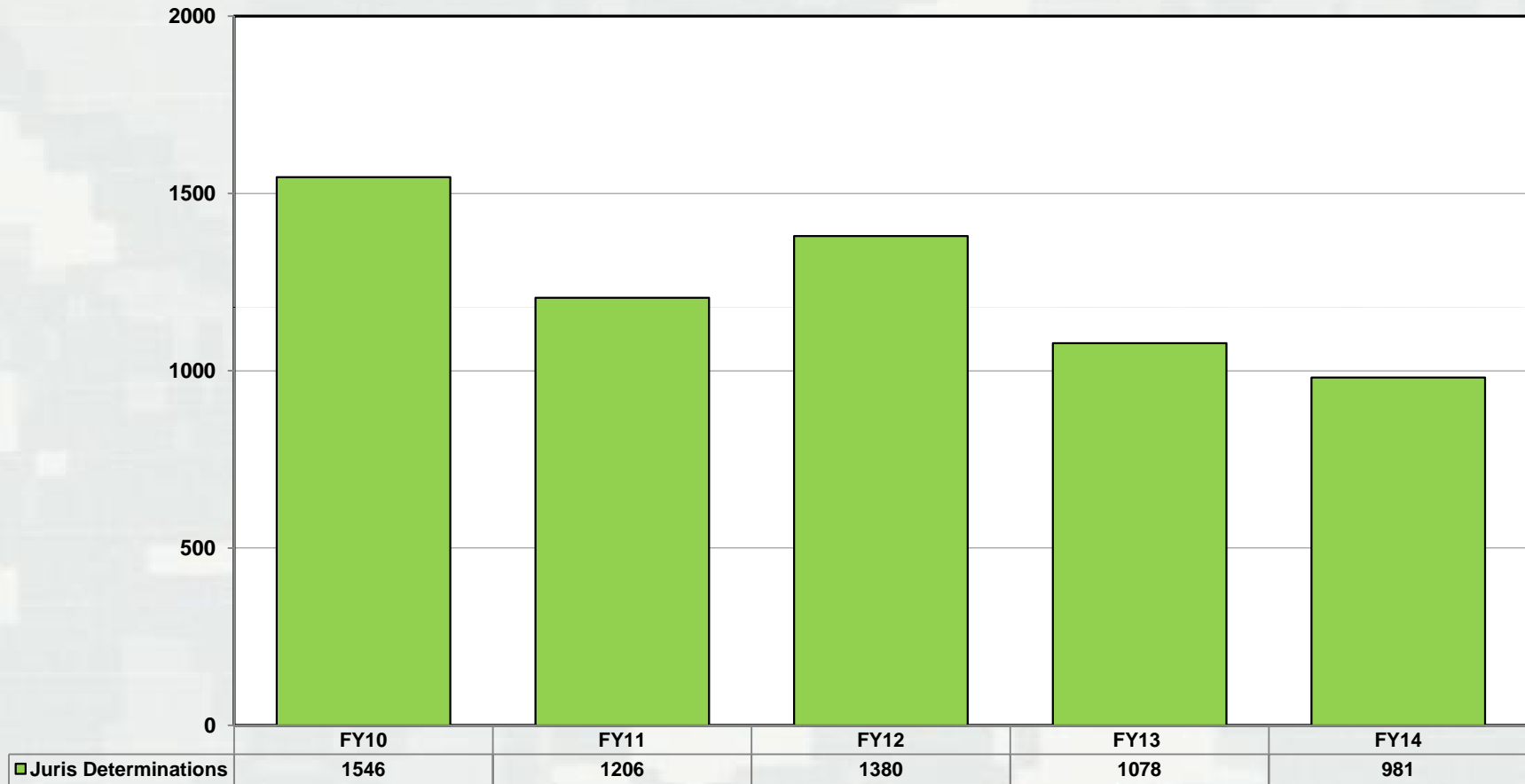


U.S. ARMY



BUILDING STRONG®

Finalized Jurisdictional Determinations FY10 – FY14



BUILDING STRONG®

Other Workload

- **404 Permit Strategies for HCPs**
- **EISs for Specific Plan Areas**
- **Bay Delta Conservation Plan**
- **Major transportation projects**
- **Mitigation Banks**
- **National Fish and Wildlife Foundation In Lieu Fee Program**



BUILDING STRONG®

FY 15 Look Ahead

- **Same General Regulatory Funding as FY14**
- **3-4 new positions in Sacramento**
- **Pre-application meetings to remain in high demand**
- **JD requests and permit applications to increase**
- **Public notices on proposed 404 permit strategies for SSHCP, PCCP and BRCP**
- **Approval of 3-4 mitigation banks**
- **Drought?**



BUILDING STRONG®